

**Warewashing**  
**Undercounter, ACTIVE Guaranteed**  
**Rinse System, double skin, drain**  
**pump and rinse aid dispenser, 720d/h**

ITEM # \_\_\_\_\_

MODEL # \_\_\_\_\_

NAME # \_\_\_\_\_

SIS # \_\_\_\_\_

AIA # \_\_\_\_\_

**502728 (ZLAI3P)**

Undercounter Dishwasher  
with ACTIVE Guaranteed  
Rinse System, double skin,  
built-in drain pump and rinse  
aid dispenser, 3 phase, 720d/  
h

### Short Form Specification

#### Item No. \_\_\_\_\_

Unit shall be Undercounter dishwasher type hot water rinsing using rack dimension of 500\*500mm with ACTIVE Guaranteed Rinse System. Electrical characteristics to be 400 volts three phase 50Hz operation, convertible to single phase on-site. Washing performance is ensured by a powerful wash pump, large capacity wash tank, upper and lower revolving spray arms. Soft start wash pump to avoid accidental breakage of crystal wares. Constant rinse temperature and pressure guaranteed by built-in atmospheric boiler and rinse booster pump. Unit to feature "ACTIVE Guaranteed Rinse System" led light. Green light will indicate that all washed items have been properly rinsed. Uses 2.5 liters of clean water per final rinse. Three automatic cycles for different types of wares. Double skin insulated, counter-balance door. Double skin cabinet. Pressed wash tank with round corners. 304 AISI stainless steel construction to include door, external panels, frame, wash tank, tank fitlers, wash arms and rinse arms. Electronic control with temperature display. Automatic self-cleaning cycle. The unit shall include drain pump and rinse aid dispenser pump and is equipped with electric cable.

### Main Features

- Fully automatic self-cleaning cycle avoids the risk of bacteria proliferation.
- State-of-the-art electronic controls with built-in programming, self-diagnostics for serviceability and automatic interior self-cleaning cycle.
- Built-in atmospheric boiler sized to raise incoming water to 84 °C minimum for sanitizing rinse. No external booster is required.
- 4 second (variable) pause after washing and before rinsing ensures that no drops of unclean water will fall on the clean items at the end of the rinsing cycle.
- Incorporated Soft Start feature to offer additional protection to more delicate items.
- Constant temperature of 84 °C throughout the rinsing cycle regardless of the network's water pressure and temperature.
- Built-in rinse aid dispenser with automatic initial and continuous cycle loading for perfect result while minimizing service and maintenance needs.
- Digital read-out keeps operator informed as to temperatures.
- High efficiency air gap (class A) in water inlet circuit to avoid water being siphoned back into the network as a result of a sudden drop in main pressures.
- IPx4 water protection.
- Three phase or single phase electrical connection, convertible on-site.
- Unique temperature interlock guarantees required temperatures in both the wash and final rinse in case of emergency cold water feeding.
- Washing system endowed with rotating washing arms, high powered wash pump and large capacity boiler for professional washing.
- Simple control panel with digital display allows on-site personalization of washing and rinsing cycle times and temperatures as well as precise rinse aid and detergent quantities to suit customer's needs.
- Simple service from the front.
- Green light of Guaranteed Rinse System (ACTIVE) confirms that items have been rinsed properly.
- Double skinned insulated wall ensures a low noise level and a reduction in heat loss from the machine.
- Low noise level.
- Washing capacity of 40 baskets or 720 dishes per hour.
- Slanted wash arms to avoid detergent-filled wash water dropping on clean dishes after the rinsing phase, thus guaranteeing ideal washing results.
- Solid double skinned counter-balance door with hurt-free handle fully in stainless steel.
- An effective rinse system uses only 2,5 litres of clean hot water per basket for lower running costs.

### Construction

- Unit to feature smooth surfaces to facilitate cleaning.
- Incorporated drain pump to control water level in wash tank draining.
- Element protection from dry fire and low water.
- Interchangeable wash/rinse arms screw out for simple clean up.
- The boiler drain facilitates the evacuation of stagnant water after long periods of inactivity to ensure a higher level of

APPROVAL: \_\_\_\_\_

hygiene.

- 304 stainless steel boiler with higher welding protection to increase resistance to corrosion.
- PVC water supply hose with metal connections resistant to high water pressure.
- Completely closed on the back by a cover plate.
- Unit to include drain pump and rinse aid dispenser pump.
- Large deep drawn wash tank and internal wash area with round corners and no pipes to avoid dirt built-up.
- Revolving Stainless steel wash/rinse arms above and below the basket.
- Large tank filter collects the soil to keep the wash water clean for a longer time and have better washing performance.
- Front panel, door, wash tank, tank filters, wash arms and rinse arms made in heavy duty anti-corrosive 304 AISI stainless steel.

### **Sustainability**

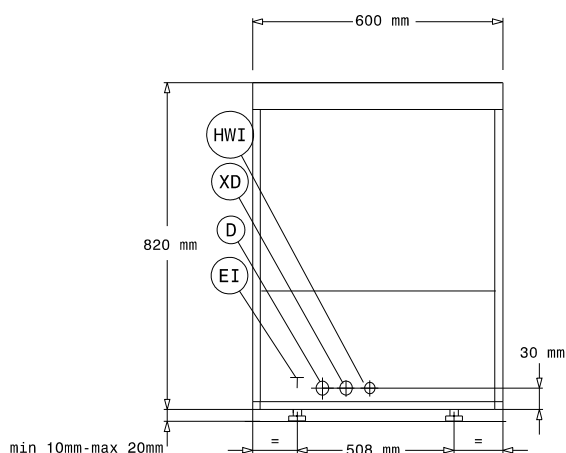
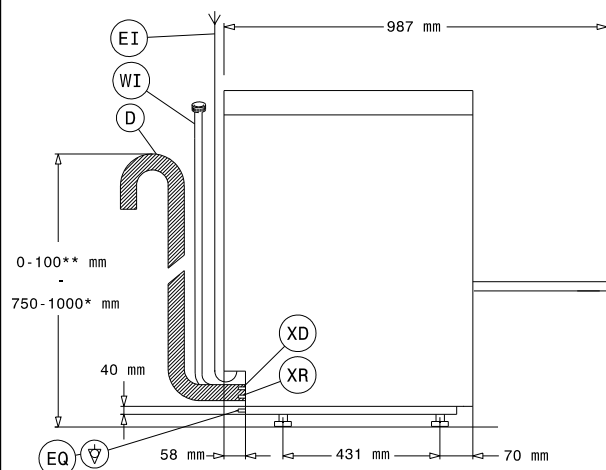
- Pre-arranged to accept external dispensers.
- Pre-arrangement for HACCP system implementation and Energy Management device.

## Included Accessories

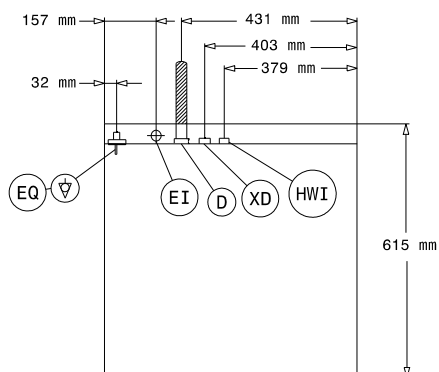
- 2 of Yellow cutlery container PNC 864242
- 1 of Basket for 18 dinner plates or 27 side plates (max. diam. 240 mm) PNC 867002
- 1 of Basket for cups and coffee cups (24-48 pcs) - blue PNC 867007

## Optional Accessories

- |                                                                                                                |            |                          |
|----------------------------------------------------------------------------------------------------------------|------------|--------------------------|
| • External manual water softener - 12 lt                                                                       | PNC 860412 | <input type="checkbox"/> |
| • Stand for undercounter dishwasher                                                                            | PNC 860418 | <input type="checkbox"/> |
| • External manual water softener - 20 lt                                                                       | PNC 860430 | <input type="checkbox"/> |
| • External detergent level probe kit                                                                           | PNC 864004 | <input type="checkbox"/> |
| • External rinse aid level probe kit                                                                           | PNC 864005 | <input type="checkbox"/> |
| • Kit of 4 castors for double skinned undercounter dishwasher                                                  | PNC 864008 | <input type="checkbox"/> |
| • Kit 4 flanged feet for undercounter dishwashers                                                              | PNC 864009 | <input type="checkbox"/> |
| • Stainless steel inlet hose kit                                                                               | PNC 864016 | <input type="checkbox"/> |
| • Filter for partial demineralization                                                                          | PNC 864017 | <input type="checkbox"/> |
| • External reverse osmosis filter for ACTIVE undercounter and hood type                                        | PNC 864026 | <input type="checkbox"/> |
| • Kit to measure total/partial water hardness                                                                  | PNC 864050 | <input type="checkbox"/> |
| • Detergent pump kit                                                                                           | PNC 864218 | <input type="checkbox"/> |
| • Yellow cutlery container                                                                                     | PNC 864242 | <input type="checkbox"/> |
| • Filter for total demineralization                                                                            | PNC 864367 | <input type="checkbox"/> |
| • External reverse osmosis filter for single tank Dishwashers with atmosphere boiler and Ovens                 | PNC 864388 | <input type="checkbox"/> |
| • Pressure reducer for single tank dishwasher                                                                  | PNC 864461 | <input type="checkbox"/> |
| • Half size basket universal                                                                                   | PNC 864527 | <input type="checkbox"/> |
| • Half size basket for plates                                                                                  | PNC 864528 | <input type="checkbox"/> |
| • Half size basket for glasses                                                                                 | PNC 864529 | <input type="checkbox"/> |
| • Set of 4 yellow cutlery containers                                                                           | PNC 865574 | <input type="checkbox"/> |
| • Basket for 18 dinner plates or 27 side plates (max. diam. 240 mm)                                            | PNC 867002 | <input type="checkbox"/> |
| • Basket for 5 trays 530x325 mm - red, for undercounter (top level), utensil dishwashers, hood type, rack type | PNC 867006 | <input type="checkbox"/> |
| • Basket for cups and coffee cups (24-48 pcs) - blue                                                           | PNC 867007 | <input type="checkbox"/> |
| • Basket for 12 pizza plates diam. up to 320 mm, wire basket                                                   | PNC 867014 | <input type="checkbox"/> |
| • Cover grid for small/light items in rack                                                                     | PNC 867016 | <input type="checkbox"/> |
| • Basket for long stem wine glasses                                                                            | PNC 867019 | <input type="checkbox"/> |
| • Basket for 16 glasses max. height: 70 mm - blue                                                              | PNC 867023 | <input type="checkbox"/> |
| • Basket semi-professional (500x500x190mm)                                                                     | PNC 867024 | <input type="checkbox"/> |

**Front**

**Side**


- D** = Drain  
**EI** = Electrical inlet (power)  
**EO** = Electrical Outlet  
**HWI** = Hot water inlet  
**XR** = Rinse aid connection

**Top**

**Electric**

Supply voltage:	400 V/3N ph/50 Hz
Convertible to:	230V 3~; 230V 1N~
Default Installed Power:	5.35 kW
Boiler heating elements:	4,5 kW
Tank heating elements:	2 kW
Wash pump size:	0.736 kW

**Water:**

Pressure, min-max:	0.5-7 bar
Water supply temperature*:	50 °C
Drain line size:	20.5mm
Inlet Water supply pressure:	7 - 102 psi (0.5 - 7 bar)
Washing tank capacity (lt):	23
Water consumption per cycle (lt):	/ 2.5
Boiler Capacity (lt):	12

**Key Information:**

Wash temperature:	55-65°C
Cell dimensions - width:	500 mm
Cell dimensions - depth:	500 mm
Cell dimensions - height:	335 mm
Rinse temperature:	84 °C
External dimensions, Width:	600 mm
External dimensions, Depth:	615 mm
External dimensions, Height:	820 mm
Packaging size (WxDxH):	740x670x1000 mm
Productivity, baskets/h:	40
Productivity, dishes/h:	720
Working cycle, sec:	90/120/240

**Sustainability**

Noise level:	61 dBA
--------------	--------